



CO-100

Standalone electronic lock



Images shown are not to scale.

Overview

The CO Series is the ideal solution for customers seeking the added security and convenience of electronic access control without the cost or complexity of a fully networked system.

The CO-100 is a standalone lock that is manually programmable. User rights for the CO-100 are stored on the lock. Unique PIN codes can be assigned to each user. This minimizes the number of mechanical keys issued which protects the integrity of your key system. PIN codes can be easily added or deleted at anytime, right at the door.

The CO-100 from Schlage offers you many choices. Cylindrical, mortise, and exit trim chassis options are available, as well as a wide variety of finishes and levers to suite with your existing hardware.

Mechanical key override is standard and compatible with multiple cylinder types. The CO Series is also compatible with many popular brands of exit devices.

The CO Series has been tested the highest standards in the industry to ensure the quality and reliability you have come to expect from Schlage. The CO Series is ANSI/BHMA A156.25, ANSI/BHMA Grade 1 certified and UL 294 Listed.

Features and benefits

- Manually programmable
- Up to 500 unique 3-6 digit PIN codes stored on the lock
- ANSI/BHMA A156.25, ANSI/BHMA Grade 1 certified, UL 294 listed, FL12400¹, FL1591¹, FL13013¹ and FL14482¹
- Classroom/storeroom function and office function available
- Chassis options include cylindrical, mortise, and exit trim
- Compatible with most major brands of key systems and exit devices
- Normal, toggle, pass through, and freeze credential attributes available
- LED indicator visually communicates lock status

¹ Applies to cylindrical and mortise chassis only

CO-100 electronic lock specifications

Users	500
Credential verification time (keypad only)	≤ 1 second
Visual/audible communications	Tri-colored LED's and audible indicators
Power supply	4 AA batteries (standard off the shelf; included)
Battery life	Up to 2 yrs with 4 AA batteries
Operating temperature - exterior	-31° to 151°F (-35° to 66°C)
Operating temperature - interior	32° to 120°F (0° to 49°C) due to battery
Operating humidity	0 - 100% non-condensing
Certifications	ANSI/BHMA A156.25, ANSI/BHMA Grade 1, UL 294, UL 10C, UL Canada, FCC Part 15, ADA and RoHS

Functions

- Classroom/storeroom
- Office

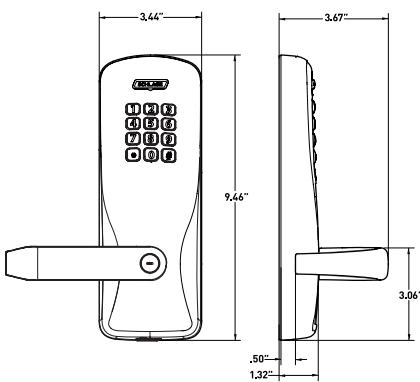
Standard status signals

- Battery status - indicated by blinking lights
- Access granted/access denied
- Programming commands

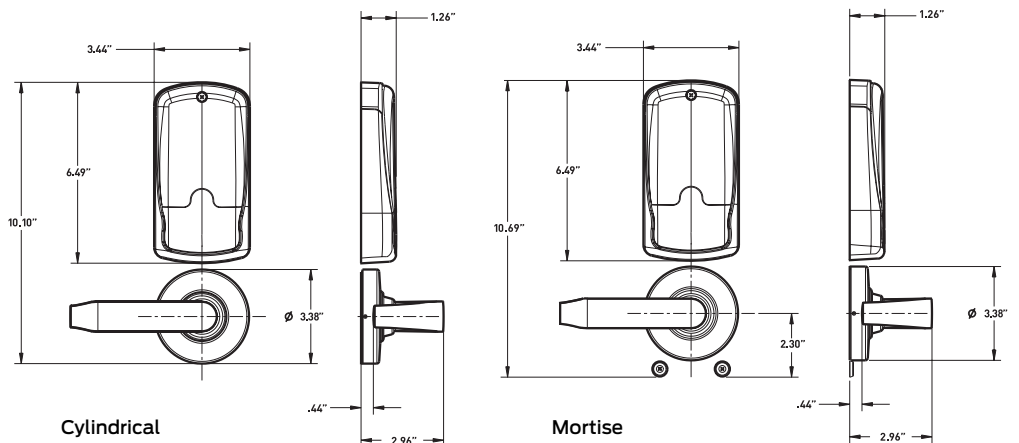
Manually programmable options

Credential type	Function
Programming ¹	Used to enable programming of the lock. Does not unlock the lock.
Normal use ¹	Unlocks the lock momentarily when in a normally secured state.
Toggle ¹	Changes the state of the lock unless in freeze state.
Freeze ¹	Maintains the lock in current state until freeze PIN is entered again.
Pass-through ¹	Unlocks a lock momentarily, regardless of state.

Exterior of the lock



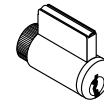
Interior of the lock



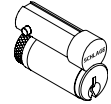
¹ Credentials can be 3-6 digits in length

Mechanical specifications

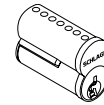
Chassis	Cylindrical	Mortise	Exit trim
Handing	Handed to order, field reversible		
ANSI standard (Meets or exceeds)	A156.25 A156.2 Series 4000 Grade 1	A156.25 A156.13 Series 1000 Grade 1	A156.25 A156.3
Door thickness	1 3/4" standard, 1 3/8" to 2 3/4" optional (available in 1/8" increments)		
Backset	Standard: 2 3/4" Optional: 2 3/8", 3 3/4", 5"	2 3/4" only	Defined by exit device
Latch bolt	Standard: 1/2" throw Optional: 3/4" throw	Standard: 3/4" throw	Provided by exit device
Levers	For lever base metals see lever and cylinder compatibility data sheet (O10432)		
Strike	Standard: 1 3/16" lip, ANSI, 1 1/4" x 4 7/8" Optional: Additional configurations available please see price book		Provided by exit device
Cylinder and keys	Schlage 6-pin Everest 29 S123 keyway cylinder with two patented keys standard Additional options available including Standard, SFIC, FSIC and competitor brands. See lever and cylinder compatibility data sheet (O10432)		
Exit device compatibility	See CO Series exit trim compatibility data sheet (O04183)		



Full cylinder



Full Size Interchangeable Core



Small Format Interchangeable Core

Ordering information

Available through one of our GSA schedule 84 approved distributions

Required fields						Factory defaults and options						
CO-100-CY-70-KP-SPA-626-PD-S123-RH-13-049-10-025-1 3/4												
Series	Class	Chassis	Function	Reader	Lever style	Finish	Lever cylinder	Keying type	Handing	Backset and latch	Strike	Door thickness
1	2	3	4	5	6	7	8	9	10	11	12	13

Selections correspond with the numbers above

Standard options are indicated in bold. See price book for specific configuration options.

3	Chassis
CY	Cylindrical
MS	Mortise
993R	Exit trim – Rim/CVR/CVC
993S	Exit trim – SVR
993M	Exit trim – mortise
993DT	Exit dummy trim
4	Function
70	Classroom/storeroom
50	Office
5	Reader
KP	Keypad
6	Lever
SPA	Sparta
RHO	Rhodes
ATH	Athens
TLR	Tubular

Available with knurled surface

7	Finish
626	Satin chrome
605	Bright brass
606	Satin brass
612	Satin bronze
619	Satin nickel
625	Bright chrome
643e	Aged bronze
626AM	Satin chrome antimicrobial
8	Lever cylinder type
PD	Schlage 6-pin full cylinder
See price book for other SFIC, FSIC and less cores options available. Compatible with Schlage, Sargent, Corbin, Medeco and Yale.	
9	Keyway type
S123	Everest 29
See price book for other available keyway options including master keying	
10	Handing
RH	Right handed
RHR	Right handed reverse
LH	Left handed
LHR	Left handed reverse

Field reversible

11	Backset and latch or armor front
Cylindrical	
13-049	2 3/4" backset, deadlatch, square corner, 1 1/8" x 2 1/4"
Mortise	
09-663	Armor front, 1 1/4" wide, square corner
12	Strike
Cylindrical	
10-025	1 3/16" lip, ANSI, no box, 1 1/4" x 4 7/8"
Mortise	
10-072	1 3/16" lip, 1 1/4" x 4 7/8" square corner, box
See price book for other available strikes	
13	Door thickness
1 3/4"	
Other thicknesses available between 1 3/8" and 2 3/4"	
See price book for details	

Lever styles

Standard cylinders shown, SFIC and FSIC also available.



Sparta Rhodes



Athens Tubular


Finishes

Warm tone finishes



605 Bright brass 606 Satin brass 612 Satin bronze 643e Aged bronze

Cool tone finishes



619 Satin nickel 625 Bright chrome 626 Satin chrome 626AM Satin chrome with antimicrobial

Allegion, the Allegion logo, Schlage, the Schlage logo, Von Duprin and Falcon are trademarks of Allegion plc, its subsidiaries and/or affiliates in the United States and other countries. All other trademarks are the property of their respective owners.

About Allegion

Allegion (NYSE: ALLE) is a global pioneer in safety and security, with leading brands like CISA®, Interflex®, LCN®, Schlage®, SimonsVoss® and Von Duprin®. Focusing on security around the door and adjacent areas, Allegion produces a range of solutions for homes, businesses, schools and other institutions. Allegion is a \$2 billion company, with products sold in almost 130 countries. For more, visit www.allegion.com.